
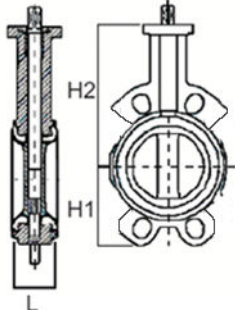
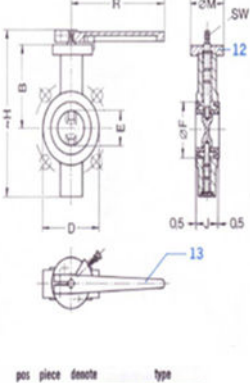


Cast Iron Butterfly Valve (WAFER) to 600mm ( FL3 / FL5 )	Kraft Aluminium Butterfly Valve (Wafer) (L01A / L01B )																																																																																																																																																																																																																																																																																																																																																																										
<h3 style="text-align: center;">Wafer Pattern Butterfly Valve</h3> <p>Ductile Iron Epoxy Coated Disc or Stainless Steel Epoxy Coated Body EPDM or Buna Seat Lever Operated ISO Top For Direct Mount Actuation To Suit - PN10, PN16, ANSI 150, BS10 Table D/E</p> <p><i>WRAS Approved with Stainless Steel Discs</i></p>   <table border="1" style="width:100%; border-collapse: collapse;"> <thead> <tr> <th colspan="2" style="background-color: #0056b3; color: white;">Pressure/Temperature Ratings</th> </tr> </thead> <tbody> <tr> <td>Nominal Pressure</td> <td>16 Bar</td> </tr> <tr> <td>Working Temperature</td> <td>-20°C to +90°C</td> </tr> </tbody> </table> <table border="1" style="width:100%; border-collapse: collapse;"> <thead> <tr> <th colspan="2" style="background-color: #0056b3; color: white;">Material List</th> </tr> </thead> <tbody> <tr> <td>Body</td> <td>Ductile-Iron GGG40</td> </tr> <tr> <td>Disc</td> <td>Cast Iron or Stainless Steel</td> </tr> <tr> <td>Stem</td> <td>Stainless Steel - A304</td> </tr> <tr> <td>Liner</td> <td>EPDM or Buna</td> </tr> <tr> <td>Bushing</td> <td>PTFE</td> </tr> </tbody> </table> <table border="1" style="width:100%; border-collapse: collapse;"> <thead> <tr> <th colspan="6" style="background-color: #0056b3; color: white;">Dimensions</th> </tr> <tr> <th>DN</th> <th>Size</th> <th>H1</th> <th>H2</th> <th>L</th> <th>Weight Kgs</th> </tr> </thead> <tbody> <tr><td>50</td><td>2</td><td></td><td></td><td>43</td><td>3.8</td></tr> <tr><td>65</td><td>2 1/2</td><td>69</td><td>156</td><td>46</td><td>4.4</td></tr> <tr><td>80</td><td>3</td><td>92</td><td>161</td><td>46</td><td>5</td></tr> <tr><td>100</td><td>4</td><td>107</td><td>181</td><td>52</td><td>7</td></tr> <tr><td>125</td><td>5</td><td>125</td><td>195</td><td>56</td><td>8</td></tr> <tr><td>150</td><td>6</td><td>135</td><td>210</td><td>56</td><td>10</td></tr> <tr><td>200</td><td>8</td><td>165</td><td>238</td><td>60</td><td>16.5</td></tr> <tr><td>250</td><td>10</td><td>204</td><td>260</td><td>68</td><td>24.8</td></tr> <tr><td>300</td><td>12</td><td>240</td><td>300</td><td>78</td><td>37</td></tr> <tr><td>350</td><td>14</td><td></td><td></td><td>78</td><td></td></tr> <tr><td>400</td><td>16</td><td></td><td></td><td>102</td><td></td></tr> <tr><td>450</td><td>18</td><td></td><td></td><td>114</td><td></td></tr> <tr><td>500</td><td>20</td><td></td><td></td><td>127</td><td></td></tr> <tr><td>600</td><td>24</td><td></td><td></td><td>154</td><td></td></tr> <tr><td>700</td><td>28</td><td></td><td></td><td>165</td><td></td></tr> </tbody> </table>	Pressure/Temperature Ratings		Nominal Pressure	16 Bar	Working Temperature	-20°C to +90°C	Material List		Body	Ductile-Iron GGG40	Disc	Cast Iron or Stainless Steel	Stem	Stainless Steel - A304	Liner	EPDM or Buna	Bushing	PTFE	Dimensions						DN	Size	H1	H2	L	Weight Kgs	50	2			43	3.8	65	2 1/2	69	156	46	4.4	80	3	92	161	46	5	100	4	107	181	52	7	125	5	125	195	56	8	150	6	135	210	56	10	200	8	165	238	60	16.5	250	10	204	260	68	24.8	300	12	240	300	78	37	350	14			78		400	16			102		450	18			114		500	20			127		600	24			154		700	28			165		<h3 style="text-align: center;">Wafer Pattern Butterfly Valve (Aluminium)</h3> <p>Aluminium Body, C.S or SS Disc Buna Seats Lever Operated To Suit - PN10 (Other Flanges subject to Size)</p>  <table border="1" style="width:100%; border-collapse: collapse;"> <thead> <tr> <th>pos</th> <th>piece</th> <th>note</th> </tr> </thead> <tbody> <tr><td>1</td><td>1</td><td>annular body</td></tr> <tr><td>2</td><td>1</td><td>bearing top</td></tr> <tr><td>3</td><td>1</td><td>bearing bottom</td></tr> <tr><td>4</td><td>1</td><td>sealing Liner</td></tr> <tr><td>5</td><td>1</td><td>flap disk</td></tr> <tr><td>6</td><td>1</td><td>shaft top</td></tr> <tr><td>7</td><td>1</td><td>shaft bottom</td></tr> <tr><td>8</td><td>2</td><td>o-ring top</td></tr> <tr><td>9</td><td>2</td><td>o-ring bottom</td></tr> <tr><td>10</td><td>1</td><td>rivet</td></tr> <tr><td>11</td><td>1</td><td>sealing washer</td></tr> </tbody> </table> <table border="1" style="width:100%; border-collapse: collapse;"> <thead> <tr> <th>pos</th> <th>piece</th> <th>denote</th> <th>type</th> </tr> </thead> <tbody> <tr> <td>12</td> <td>1</td> <td>mounted flange</td> <td>for hand lever</td> </tr> <tr> <td>13</td> <td>1</td> <td>hand lever</td> <td></td> </tr> </tbody> </table> <table border="1" style="width:100%; border-collapse: collapse;"> <thead> <tr> <th>Bestführung</th> <th>DN</th> <th>E</th> <th>D</th> <th>B</th> <th>F</th> <th>J</th> <th>M</th> <th>R</th> <th>SW</th> <th>H</th> <th>Lk</th> <th>d</th> <th>z</th> </tr> </thead> <tbody> <tr><td>Typ 1</td><td>50</td><td>50</td><td>105</td><td>125</td><td>81</td><td>35</td><td>43</td><td>65</td><td>180</td><td>11</td><td>222</td><td>125</td><td>18</td><td>4</td></tr> <tr><td>Typ 1</td><td>65</td><td>65</td><td>125</td><td>132</td><td>96</td><td>35</td><td>46</td><td>65</td><td>180</td><td>11</td><td>239</td><td>145</td><td>18</td><td>4</td></tr> <tr><td>Typ 1</td><td>80</td><td>80</td><td>140</td><td>140</td><td>111</td><td>35</td><td>46</td><td>65</td><td>180</td><td>11</td><td>254</td><td>160</td><td>18</td><td>8</td></tr> <tr><td>Typ 1</td><td>100</td><td>100</td><td>160</td><td>150</td><td>132</td><td>35</td><td>52</td><td>65</td><td>180</td><td>11</td><td>274</td><td>180</td><td>18</td><td>8</td></tr> <tr><td>Typ 2</td><td>125</td><td>125</td><td>190</td><td>173</td><td>166</td><td>41</td><td>56</td><td>75</td><td>220</td><td>14</td><td>315</td><td>210</td><td>18</td><td>8</td></tr> <tr><td>Typ 2</td><td>150</td><td>150</td><td>216</td><td>185</td><td>191</td><td>41</td><td>56</td><td>75</td><td>220</td><td>14</td><td>345</td><td>240</td><td>22</td><td>8</td></tr> <tr><td>Typ 2</td><td>200</td><td>200</td><td>271</td><td>212</td><td>243</td><td>51</td><td>60</td><td>75</td><td>220</td><td>14</td><td>399</td><td>295</td><td>22</td><td>8</td></tr> <tr><td>Typ 3</td><td>250</td><td>250</td><td>326</td><td>252</td><td>300</td><td>66</td><td>68</td><td>84</td><td>310</td><td>17</td><td>470</td><td>350</td><td>22</td><td>12</td></tr> <tr><td>Typ 3</td><td>300</td><td>300</td><td>376</td><td>278</td><td>351</td><td>66</td><td>78</td><td>84</td><td>310</td><td>17</td><td>521</td><td>400</td><td>22</td><td>12</td></tr> <tr><td>Typ 3</td><td>350</td><td>350</td><td>436</td><td>302</td><td>400</td><td>66</td><td>78</td><td>84</td><td>310</td><td>17</td><td>575</td><td>460</td><td>22</td><td>16</td></tr> <tr><td>Typ 4</td><td>400</td><td>400</td><td>487</td><td>332</td><td>450</td><td>66</td><td>102</td><td>84</td><td>500</td><td>22</td><td>640</td><td>515</td><td>26</td><td>16</td></tr> <tr><td>Typ 4</td><td>500</td><td>500</td><td>592</td><td>382</td><td>550</td><td>75</td><td>127</td><td>84</td><td>500</td><td>22</td><td>742</td><td>620</td><td>26</td><td>20</td></tr> </tbody> </table> <p style="text-align: center;"><b>Please Note :</b> "L01" TYPE A / B WAFER STND FITTING PN10 "T" TYPE A / B WAFER BIG DIA. BODY UNDRILLED</p>	pos	piece	note	1	1	annular body	2	1	bearing top	3	1	bearing bottom	4	1	sealing Liner	5	1	flap disk	6	1	shaft top	7	1	shaft bottom	8	2	o-ring top	9	2	o-ring bottom	10	1	rivet	11	1	sealing washer	pos	piece	denote	type	12	1	mounted flange	for hand lever	13	1	hand lever		Bestführung	DN	E	D	B	F	J	M	R	SW	H	Lk	d	z	Typ 1	50	50	105	125	81	35	43	65	180	11	222	125	18	4	Typ 1	65	65	125	132	96	35	46	65	180	11	239	145	18	4	Typ 1	80	80	140	140	111	35	46	65	180	11	254	160	18	8	Typ 1	100	100	160	150	132	35	52	65	180	11	274	180	18	8	Typ 2	125	125	190	173	166	41	56	75	220	14	315	210	18	8	Typ 2	150	150	216	185	191	41	56	75	220	14	345	240	22	8	Typ 2	200	200	271	212	243	51	60	75	220	14	399	295	22	8	Typ 3	250	250	326	252	300	66	68	84	310	17	470	350	22	12	Typ 3	300	300	376	278	351	66	78	84	310	17	521	400	22	12	Typ 3	350	350	436	302	400	66	78	84	310	17	575	460	22	16	Typ 4	400	400	487	332	450	66	102	84	500	22	640	515	26	16	Typ 4	500	500	592	382	550	75	127	84	500	22	742	620	26	20
Pressure/Temperature Ratings																																																																																																																																																																																																																																																																																																																																																																											
Nominal Pressure	16 Bar																																																																																																																																																																																																																																																																																																																																																																										
Working Temperature	-20°C to +90°C																																																																																																																																																																																																																																																																																																																																																																										
Material List																																																																																																																																																																																																																																																																																																																																																																											
Body	Ductile-Iron GGG40																																																																																																																																																																																																																																																																																																																																																																										
Disc	Cast Iron or Stainless Steel																																																																																																																																																																																																																																																																																																																																																																										
Stem	Stainless Steel - A304																																																																																																																																																																																																																																																																																																																																																																										
Liner	EPDM or Buna																																																																																																																																																																																																																																																																																																																																																																										
Bushing	PTFE																																																																																																																																																																																																																																																																																																																																																																										
Dimensions																																																																																																																																																																																																																																																																																																																																																																											
DN	Size	H1	H2	L	Weight Kgs																																																																																																																																																																																																																																																																																																																																																																						
50	2			43	3.8																																																																																																																																																																																																																																																																																																																																																																						
65	2 1/2	69	156	46	4.4																																																																																																																																																																																																																																																																																																																																																																						
80	3	92	161	46	5																																																																																																																																																																																																																																																																																																																																																																						
100	4	107	181	52	7																																																																																																																																																																																																																																																																																																																																																																						
125	5	125	195	56	8																																																																																																																																																																																																																																																																																																																																																																						
150	6	135	210	56	10																																																																																																																																																																																																																																																																																																																																																																						
200	8	165	238	60	16.5																																																																																																																																																																																																																																																																																																																																																																						
250	10	204	260	68	24.8																																																																																																																																																																																																																																																																																																																																																																						
300	12	240	300	78	37																																																																																																																																																																																																																																																																																																																																																																						
350	14			78																																																																																																																																																																																																																																																																																																																																																																							
400	16			102																																																																																																																																																																																																																																																																																																																																																																							
450	18			114																																																																																																																																																																																																																																																																																																																																																																							
500	20			127																																																																																																																																																																																																																																																																																																																																																																							
600	24			154																																																																																																																																																																																																																																																																																																																																																																							
700	28			165																																																																																																																																																																																																																																																																																																																																																																							
pos	piece	note																																																																																																																																																																																																																																																																																																																																																																									
1	1	annular body																																																																																																																																																																																																																																																																																																																																																																									
2	1	bearing top																																																																																																																																																																																																																																																																																																																																																																									
3	1	bearing bottom																																																																																																																																																																																																																																																																																																																																																																									
4	1	sealing Liner																																																																																																																																																																																																																																																																																																																																																																									
5	1	flap disk																																																																																																																																																																																																																																																																																																																																																																									
6	1	shaft top																																																																																																																																																																																																																																																																																																																																																																									
7	1	shaft bottom																																																																																																																																																																																																																																																																																																																																																																									
8	2	o-ring top																																																																																																																																																																																																																																																																																																																																																																									
9	2	o-ring bottom																																																																																																																																																																																																																																																																																																																																																																									
10	1	rivet																																																																																																																																																																																																																																																																																																																																																																									
11	1	sealing washer																																																																																																																																																																																																																																																																																																																																																																									
pos	piece	denote	type																																																																																																																																																																																																																																																																																																																																																																								
12	1	mounted flange	for hand lever																																																																																																																																																																																																																																																																																																																																																																								
13	1	hand lever																																																																																																																																																																																																																																																																																																																																																																									
Bestführung	DN	E	D	B	F	J	M	R	SW	H	Lk	d	z																																																																																																																																																																																																																																																																																																																																																														
Typ 1	50	50	105	125	81	35	43	65	180	11	222	125	18	4																																																																																																																																																																																																																																																																																																																																																													
Typ 1	65	65	125	132	96	35	46	65	180	11	239	145	18	4																																																																																																																																																																																																																																																																																																																																																													
Typ 1	80	80	140	140	111	35	46	65	180	11	254	160	18	8																																																																																																																																																																																																																																																																																																																																																													
Typ 1	100	100	160	150	132	35	52	65	180	11	274	180	18	8																																																																																																																																																																																																																																																																																																																																																													
Typ 2	125	125	190	173	166	41	56	75	220	14	315	210	18	8																																																																																																																																																																																																																																																																																																																																																													
Typ 2	150	150	216	185	191	41	56	75	220	14	345	240	22	8																																																																																																																																																																																																																																																																																																																																																													
Typ 2	200	200	271	212	243	51	60	75	220	14	399	295	22	8																																																																																																																																																																																																																																																																																																																																																													
Typ 3	250	250	326	252	300	66	68	84	310	17	470	350	22	12																																																																																																																																																																																																																																																																																																																																																													
Typ 3	300	300	376	278	351	66	78	84	310	17	521	400	22	12																																																																																																																																																																																																																																																																																																																																																													
Typ 3	350	350	436	302	400	66	78	84	310	17	575	460	22	16																																																																																																																																																																																																																																																																																																																																																													
Typ 4	400	400	487	332	450	66	102	84	500	22	640	515	26	16																																																																																																																																																																																																																																																																																																																																																													
Typ 4	500	500	592	382	550	75	127	84	500	22	742	620	26	20																																																																																																																																																																																																																																																																																																																																																													

<p>'FL' Double Flange type also available Aluminium bodied butterfly valves available see data sheet</p> <p>All prices are net each. Valves are supplied with:- L = Notched LEVER handles G = Handle GEAR operation 1 Nm = 8.84 lbs/ins Sizes to 4000mm possible</p> <p>Different combinations of disc materials such as Al.Bronze can be fitted. (EPR=Epoxy Resin)</p> <p>Electric &amp; Pneumatic actuation can be mounted. Instrumentation also.</p> <p>Other seals can be FPM or PTFE (TEFLON)</p> <p>Specification changes exist in data given. Pressures vary in size. FL Ref:- 16 Bar to 200mm All others are 10 Bar GK data on demand.</p>	<p>Bodies are Red /Blue Epoxy Coated Pipe flange bores to match valve bore to retain seal.</p>	<b>REF : 18MFL3</b>	<b>REF : 18MFL5</b>	<b>REF:18MFLN3</b>	<b>18ML01A</b>	<b>18ML01B</b>					
		STANDARD C.I.Body (Epoxy) D.I.Disc (Protected)/ EPOXIDE OR NICKEL PLATED EPDM Seat One Piece Wafer Type FL3	CHEMICAL C.I. Body (Epoxy) S.S. Disc 316SS Stem EPDM Seat One Piece Wafer Type FLN5	GK New Stainless SSCF8M Body SSCF8M Seat 316SS Stem EPDM Seat One Piece Wafer Type FLN3 <a href="#">Datasheet on request</a>	'Kraft' POWDER AL.*Body CS.ST37Disc SS Stem Buna Seat One Piece Wafer Type L01A.&T	'Kraft' POWDER AL.*Body SS Disc 316SS Stem Buna Seat One Piece Wafer Type L01B					
		<b>Sizes</b>	<b>Bore</b>	<b>&gt;3 Nm</b>	<b>&gt;6 Nm</b>	<b>Wt Kg</b>	<b>PN16=&lt;200mm PN10 &gt;200mm</b>	<b>PN16=&lt;200mm PN10 &gt;200mm</b>	<b>***NEW*** PN10 &gt; 40mm</b>	<b>PN10=&lt;200mm PN 6 &gt;200mm</b>	<b>PN10=&lt;200mm PN 6 &gt;200mm</b>
		1½"	40mm	7	9	2	-	£ 35.00 L	-	-	-
		2"	50mm	7	9	3	£ 34.00 L	£ 42.00 L	£ 105.00 L	£ 89.00 L	£ 102.00 L
		2½"	65mm	20	21	4	£ 37.00 L	£ 45.00 L	£ 128.00 L	£ 96.00 L	£ 110.00 L
		3"	80mm	23	27	5	£ 40.00 L	£ 49.00 L	£ 167.00 L	£ 98.00 L	£ 111.00 L
		4"	100mm	27	36	6	£ 50.00 L	£ 62.00 L	£ 177.00 L	£ 117.00 L	£ 132.00 L
		5"	125mm	43	59	9	£ 60.00 L	£ 86.00 L	£ 290.00 L	£ 169.00 L	£ 192.00 L
		6"	150mm	62	109	10	£ 66.00 L	£ 106.00 L	£ 310.00 L	£ 198.00 L	£ 226.00 L
8"	200mm	101	179	14	£ 100.00 L	£ 167.00 L	£ 367.00 L	£ 345.00 L	£ 388.00 L		
10"	250mm	161	268	23	£ 194.00 L	£ 270.00 L	£ 736.00 L	£ 531.00 L	£ 613.00 L		
12"	300mm	206	345	31	£ 236.00 L	£ 402.00 L	£ 1,948.00 L	£ 679.00 L	£ 783.00 L		
14"	350mm	383	791	39	£ 553.00 G	£ 905.00 G	£ 2,296.00 G	£ 974.00 L	£ 931.00 L		
16"	400mm	549	1135	68	£ 923.00 G	£ 1,476.00 G	£ 2,988.00 G	£ 1,167.00 L	£ 1,167.00 L		
18"	450mm	753	1428	90	£ 1,090.00 G	£ 2,105.00 G	-	-	-		
20"	500mm	1071	1772	110	£ 1,420.00 G	£ 2,765.00 G	-	£ 1,897.00 L	£ 1,953.00 L		
24"	600mm	1275	2805	180	£ 2,834.00 G	£ 3,548.00 G	-	-	P O A		
GK spec valves are black epoxy coated disc & body + lever & notch plate although torques are more											
PLEASE NOTE : Prices subject to change without prior notice.											